



MEDIA RELEASE

For release 7th September
2002

Global Survey Results give a thumbs down to US foreign policy

A new Gallup International survey, the Voice of the People, released today shows little support for President Bush's foreign policy, with many believing it has a negative effect on their country. Opinion is divided on whether military force is the best way to overcome terrorism and many people feel terrorists do not deserve the same rights as other criminals.

The 36-country results released today involved more than 28,000 interviews conducted during July and August 2002, representing the views of more than 1 billion people on all continents.

Results Highlights

- In 23 countries, the population is more likely to say US foreign policy has a negative rather than a positive effect on their country. Only in 11 countries (including the US itself) is the reverse true with more thinking US foreign policy has a positive effect.
- In 9 Western European countries, including Britain, more people think US foreign policy is negative rather than positive in its effects on their country.
- Many people feel harshly towards terrorists and disagree they should have the same rights as other criminals.
- Opinion divides on whether military force is the most effective way of reducing international terrorism but is strongest in countries that have faced similar problems eg India, Colombia, Israel.

In presenting the research findings, Meril James, Secretary General of Gallup International said, *"Gallup International believes that rigorously conducted public opinion surveys are an integral part of democracy. The Voice of the People survey gives the world a voice, helping ensure the accountability of national governments and global institutions. These particular results provide little comfort for President Bush, showing a negative perception of US foreign policy in many countries. On the other hand, many people around the world believe military action is the only effective way of reducing terrorism ."*

American Foreign Policy – a negative or positive effect on your country?

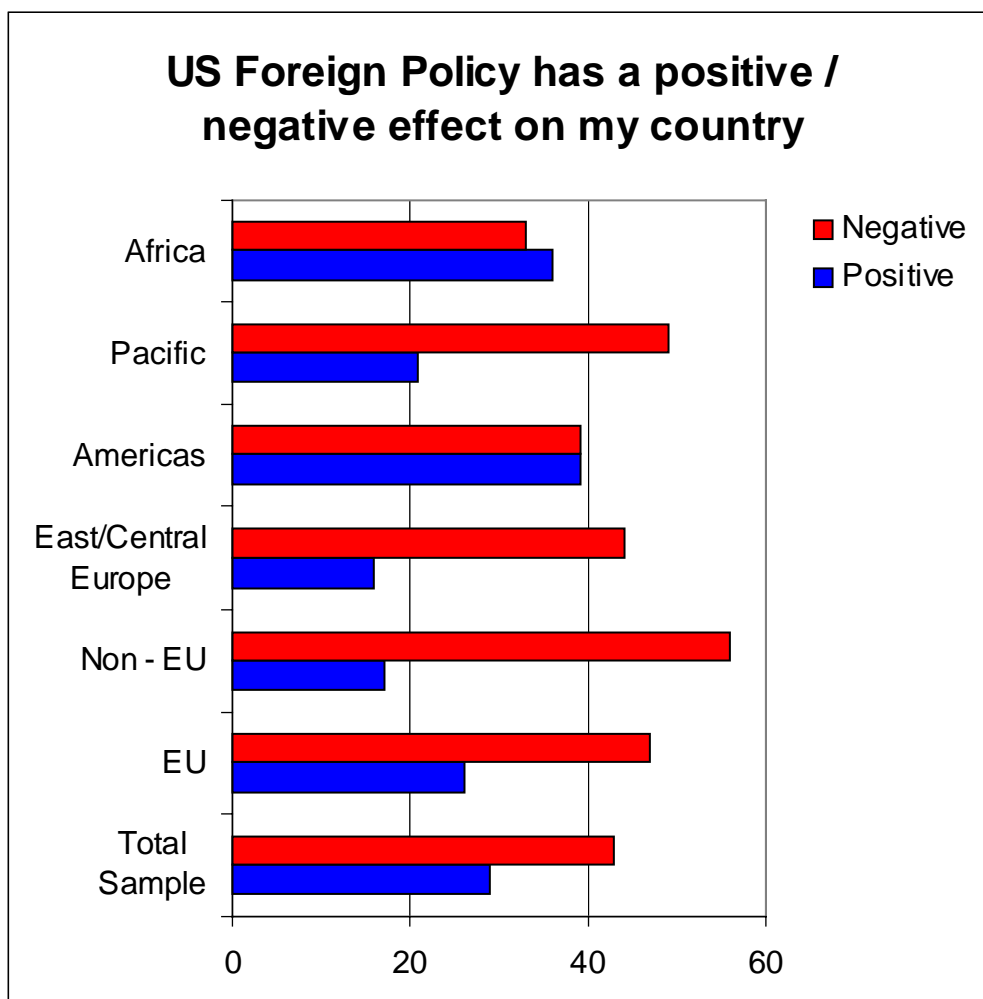
Overall, three out of ten (29%) of the one billion citizens represented in the **Voice of the People** feel that US foreign policy has a positive effect on their country, and they are outweighed by the four out of ten (43% who believe the opposite to be true, ie that US foreign policy has a negative effect on their country. Less than two out of ten feel that there is no effect of US foreign policy on their country or that they don't know the effect.

Results vary considerably by both region and by individual country, as the two following charts show.

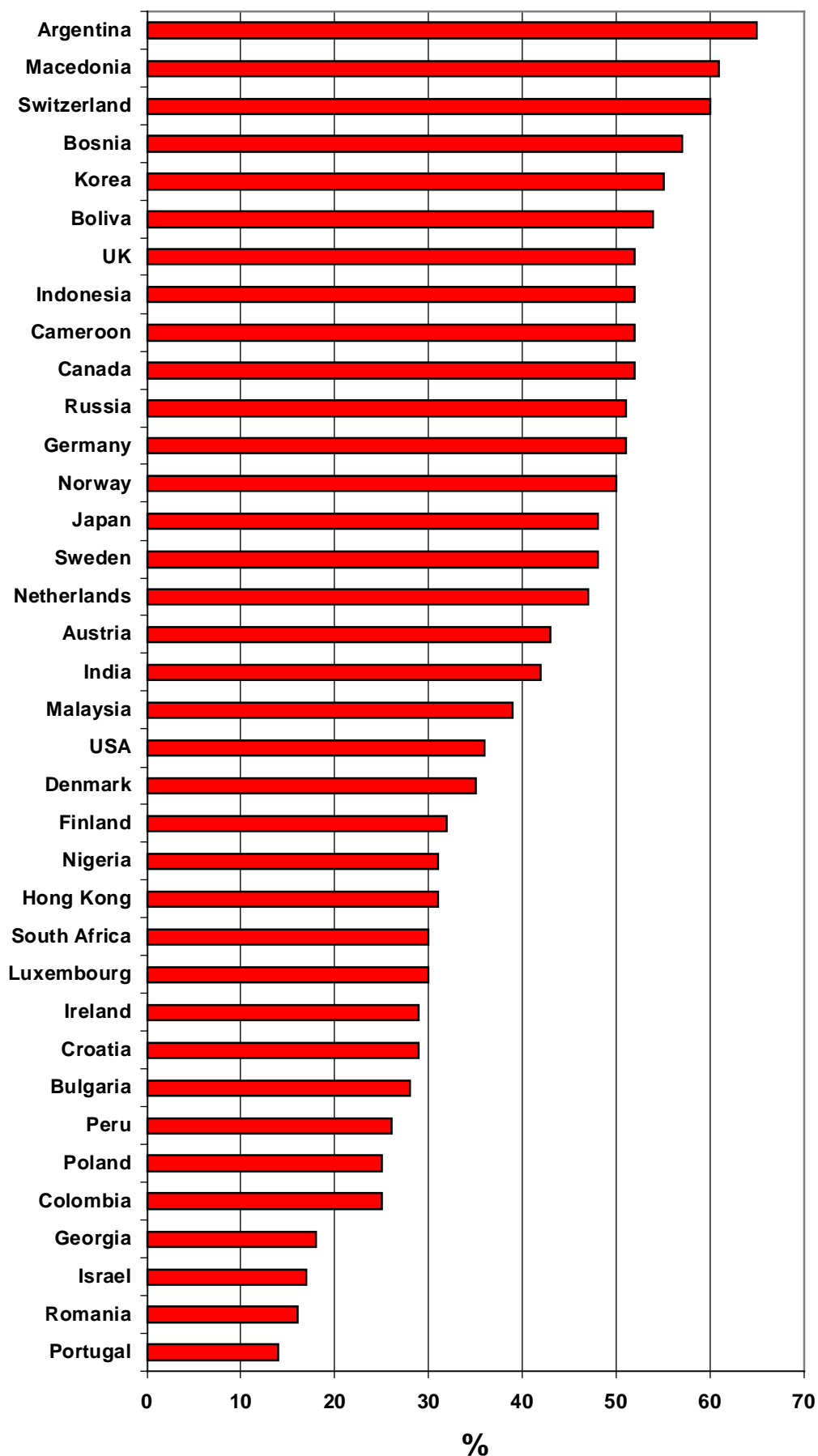
North and South America is the region most likely to say that US foreign policy has a positive effect (39%) although in the same region, exactly the same proportion claim the effects to be negative. The most hostile region to US foreign policy are the 2 (non-EU) West European countries of Norway and Switzerland, both traditionally independent in matters of international relations.

Even in the US itself, only 42% believe US foreign policy has a positive effect on *other countries*, 36% believe it has a negative effect and 10% think it has no effect at all! And in Britain, the US's staunchest ally, a majority (52%) believe the effects of US foreign policy are negative, compared with only 30% who feel they are positive.

Not surprisingly, one of the biggest supporters of US foreign policy is Israel, where three quarters of those interviewed (74%) claimed US foreign policy had a positive effect on their country.



% who believe US Foreign Policy has a negative effect on their country

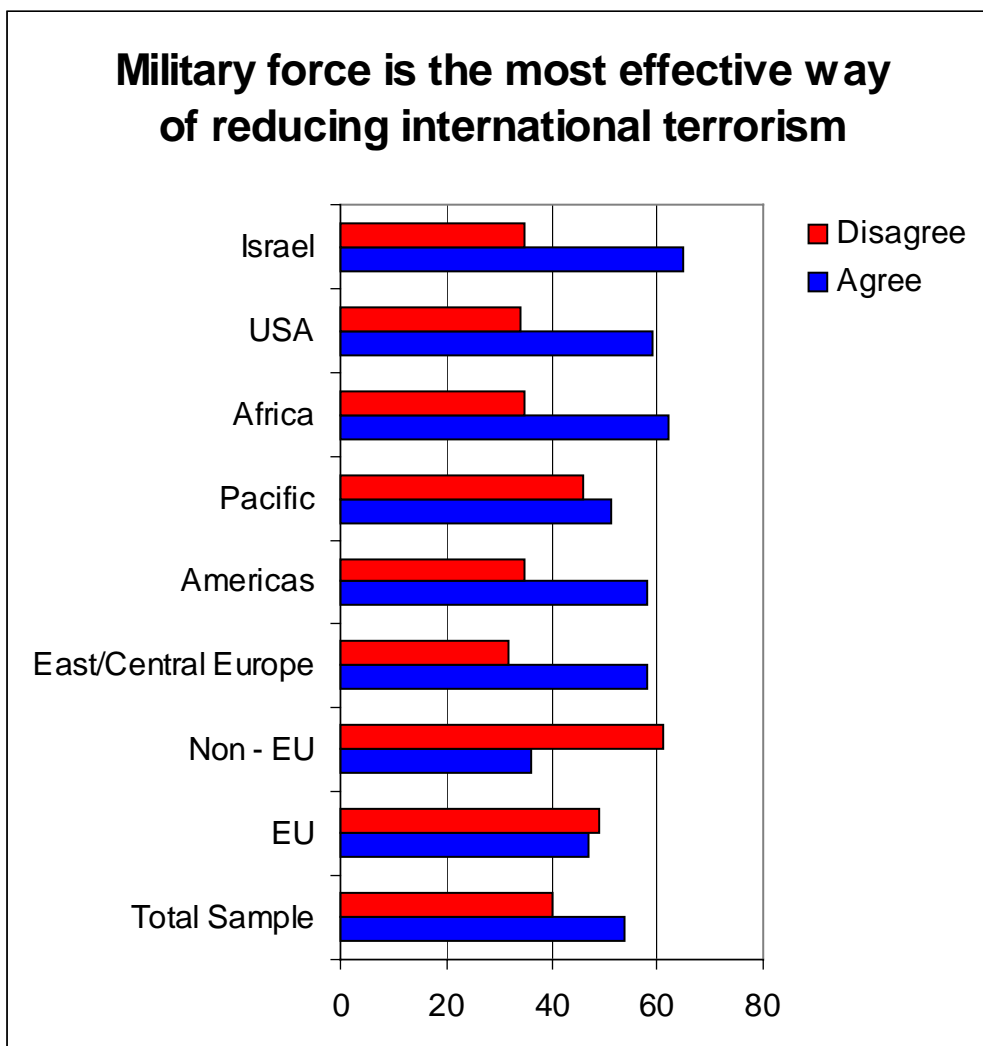


Is the use of military force the most effective way of reducing international terrorism?

The 28,000 respondents interviewed in the 36 countries represented so far in the **Voice of the People** were asked for their views on whether the use of military force is the most effective way of reducing international terrorism. Overall, more than half (54%) agreed it was, but 40% disagreed.

Again, responses vary regionally – agreement that the use of military force is the most effective way was at its highest in Africa (62%), in the Americas (58%) and in eastern and central Europe (58%). Support in the USA itself is similarly high with 59% agreeing military force is the most effective way of reducing international terrorism. This opinion is at its highest in Israel where it is held by 65%, once again perhaps validating their own foreign policy regarding terrorism.

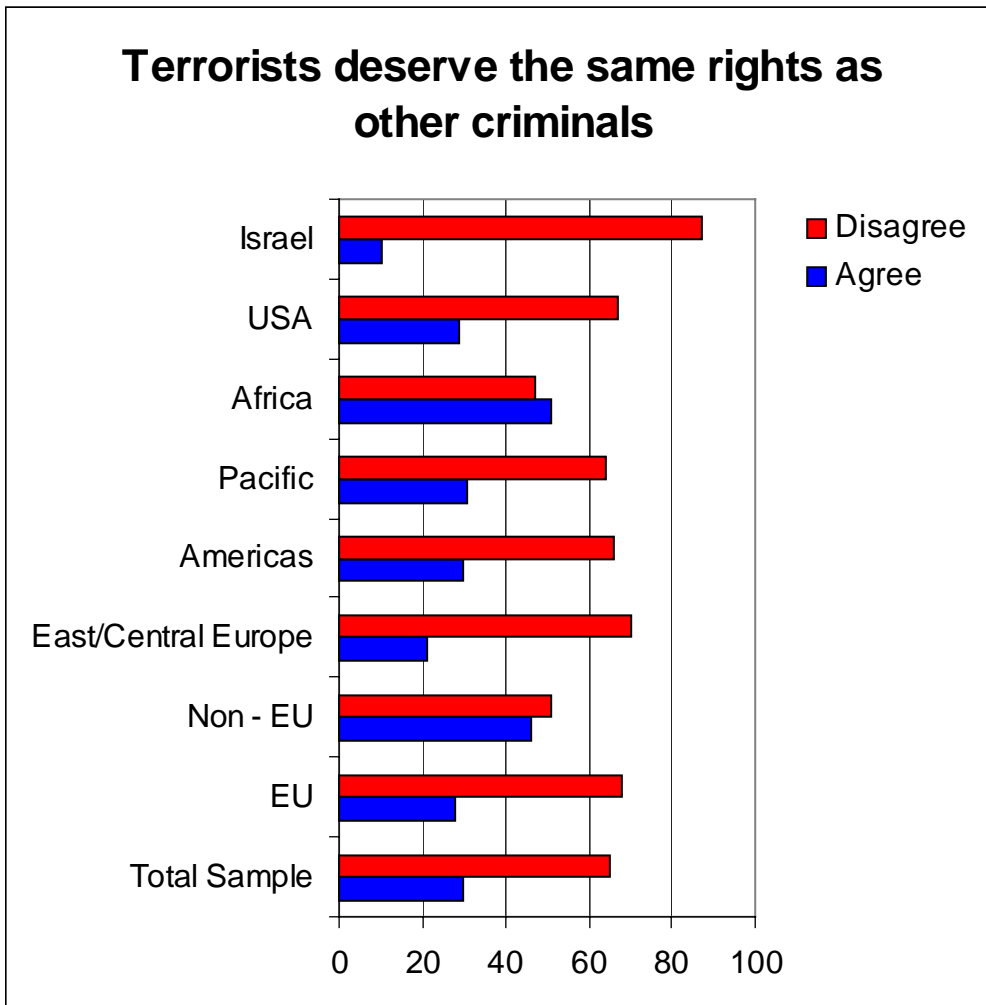
But citizens of Europe are less sure – opinion splits almost equally in the European Union, with 47% agreeing about the use of military force and 49% disagreeing. The non-EU members of Norway and Switzerland are the least sure of any about the effectiveness of military force, as 61% disagree with this being the most effective way of reducing international terrorism.



Do Terrorists deserve the same rights as other criminals?

Two thirds of global citizens (65%) feel terrorists do not deserve the same rights as other criminals, a finding which lends support to the conditions of Guantanamo Bay, where the US is holding suspected Al Quaida terrorists. On this particular point, there is noticeably less variation between region or countries, with majorities in all regions advocating lesser rights for terrorists. The exception is Africa, where opinion is quite divided with 51% supporting terrorists having the same rights as other criminals and 47% disagreeing.

Again, Israeli respondents are the most outspoken, with 87% disagreeing that terrorists deserve the same rights as other criminals and only 10% agreeing.



METHODOLOGY NOTES

Each national public opinion survey is based on a minimum sample of about 500 adults and was conducted during July and August 2002 as part of the first annual ***Voice of the People***. National findings are accurate to within plus or minus 4 percent.

Survey results have been weighted twice: first, where necessary to correspond to national demographics; secondly, to reflect the total population represented by each sample. Collectively, the 28,218 interviews from the first 36 countries reporting is representative of a total population “universe” of just over a billion citizens across the world.

Full methodological details are available from Gallup International and its member institutes in each country.

Detailed country-by-country findings from the **2002 *Voice of the People*** survey are available for sale from Gallup International at the beginning of October 2002. (www.voice-of-the-people.net www.gallup-international.com)

For further information on **the Voice of the People or Gallup International**

Meril James, Secretary General, Gallup International Association,

Email: Gallup.International@BTInternet.com

For further information on individual countries, please see the attached methodology & contact list.

Editors note:

The Gallup International Association, registered in Zurich was established in 1947 by George H Gallup and his European colleagues. It now has member agencies in 60 countries across the world, conducting research in up to 100 countries.

Websites: www.gallup-international.com or www.voice-of-the-people.net

Voice of the People Methodology Summary August 2002

Data from each country has been weighted to correct any sample imbalances.
 All countries have then been reweighted, proportionate to their populations, to give a global total.
 Details for each country including sample details and fieldwork dates etc are given below.
 Blanks indicate data yet to come.

COUNTRY	COMPANY	METHODOLOGY	SAMPLE TYPE			UNIVERSE millions	FIELDWORK
			National	Other	Size		
ARGENTINA	Gallup De La Argentina	Face to face	Y		1107	24.12	15-19 Aug
AUSTRIA	Österreichisches Gallup	Face to face	Y		387	6.64	19 Jul - 6 Aug
BOLIVIA	Encuestas & Estudios	Face to face		Urban	1300	4.17	15-30 July
BOSNIA	Mareco Index Bosnia	Telephone		Urban	300	0.50	11-15 Jul
BRAZIL	Indicator via Environics						
BULGARIA	BBSS	Face to face	Y		1100	6.50	25 Jul-1 Aug
CAMEROON	RMS Cameroon	Face to face	Y		1925	8.00	27 Jul-6 Aug
CANADA	Leger Marketing	Telephone	Y		1000	23.00	21-25 Aug
CHINA	Beijing Broadcasting	Face to face		Urban	1845	240	27-28 July
COLOMBIA	CNC	Telephone		Urban	300	6.00	18-21 Jul
CROATIA	Puls	Telephone	Y		500	3.40	19-22 Jul
DENMARK	TNS Gallup A/S	Telephone	Y		500	4.20	6-8 Aug
FINLAND	Suomen Gallup Oy	Telephone	Y		800	4.00	9-12 Aug
FRANCE	TNS France						
GERMANY	TNS EMNID	Telephone	Y		500	60.00	01-Aug
GEORGIA	GORBI	Face to face	Y		1000	4.00	25 Jun-3 Jul
HONG KONG	TNS Hong Kong	Telephone	Y		500	4.85	2-9 Aug
INDIA	TNS Mode	Face to face		Urban	1019	19.93	20 Jul-1 Aug
INDONESIA	TNS Indonesia	Face to face		7 region	1015	89.25	21 Jul - 10 Aug
IRELAND	IMS	Telephone	Y		500	3.07	23-31 Jul
ISRAEL	TNS Teleseker	Telephone	Y		500	3.54	23-24 Jul
ITALY	DOXA						
JAPAN	NRC	Self-Administered	Y		1250	125.00	7-20 Aug
KOREA	Gallup Korea	Face to face	Y		1500	36.00	18-31 Jul
LUXEMBOURG	TNS ILReS.	Telephone	Y		480	0.36	1-10 Aug
MACEDONIA	BRIMA	Face to face			1106	1.67	13-18 Jul
MALAYSIA	TNS Malaysia	Telephone		Malay P'ular	1011	7.27	5 Aug-1 Sept
NETHERLANDS	NIPO BV	Internet panel	Y		531	12.30	1-9 Aug
NIGERIA	RMS	Face to face	Y		1401	61.30	13-26 Jul
NORWAY	TNS Norsk Gallup	Telephone	Y		500	3.60	1-4 Aug
PAKISTAN	Gallup Pakistan						
PERU	DATUM Internacional	Face to face		Capital	405	4.32	7-8 Aug
POLAND	MARECO Polska	Face to face		Urban	1038	5.00	26-31 Aug
PORTUGAL	TNS Euroteste	Telephone	Y		500	8.00	8-11 Jul
ROMANIA	CSOP	Face to face	Y		552	16.80	30 Jul-5 Aug
RUSSIA	ROMIR	Face to face	Y		500	109.37	10-30 Jul
SOUTH AFRICA	MARKINOR	Telephone	Y		500	8.30	31 Jul-5 Aug
SPAIN	Sigma Dos Internacional						
SWEDEN	Gallup Sweden	Telephone	Y		500	8.50	15-19 Jul
SWITZERLAND	ISOPUBLIC	Telephone	Y		500	5.40	11-25 Jul
TURKEY	TNS PIAR						
UK	Taylor Nelson Sofres	Telephone	Y		500	47.00	7-11 Aug
USA	Leger Marketing	Telephone	Y		1000	281.00	27Aug-1 Sept

COUNTRY	COMPANY	CONTACT	EMAIL ADDRESS
ARGENTINA	Gallup De La Argentina	Marita Carballo	mcarballo@gallup.com.ar
AUSTRIA	Gallup Austria	Roswitha Hasslinger	r.hasslinger@gallup.at
BOLIVIA	Encuestas & Estudios	Luis Alberto Quiroga	enestipb@caoba.entelnet.bo
BOSNIA	Mareco Index Bosnia	Aida Hadziavdic	Aida.Hadziavdic@mib.ba
BULGARIA	BBSS	Julia Ivanova	J.Ivanova@gallup-bbss.com
BRAZIL *	Indicator	Paulo Cidade	pcidade@indicator.com.br
CANADA *	Léger Marketing	Anne-Marie Marois	ammarois@legermarketing.com
CAMEROON *	RMS Cameroon	Margit Cleveland	rmsc@camnet.cm
CHINA *	Survey & Statistics Inst, Beijing Broadcasting	Dr Huixin Ke / Hao Shen	hxke@public.bta.net.cn
COLOMBIA	CNC	Julio Ponce de Leon	insight@cable.net.co
CROATIA	Puls	Ana Cepic	Ana.cepi@puls.hr
DENMARK	TNS Gallup A/S	Mogens Jakobsen	mogens@gallup.dk
FINLAND	Suomen Gallup Oy	Juhani Pehkonen	Juhani.Pehkonen@gallup.fi anu.simula@gallup.fi
FRANCE	TNS France	Philippe Mechet	Philippe.Mechet@tnsofres.com
GERMANY	TNS EMNID	Oliver Krieg	Oliver.krieg@emnid.tnsofres.com
GEORGIA *	GORBI	Merab Pachulia	mpachulia@gorbi.com
HONG KONG	TNS Hong Kong	Wander Meijer/Andrew Davidson	Wander.Meijer@hk.tnsofres.com Andrew.Davison@hk.tnsofres.com
INDIA *	TNS Mode	Somnath Dutta	Somnath.dutta@in.tnsofres.com
INDONESIA	TNS Indonesia	Hans Lang / Revy Sjahrial	Hans.Lang@id.tnsofres.com reyvani.sjahrial@id.tnsofres.com
IRELAND	Irish Marketing Surveys	Patricia Kelly	Patricia.Kelly@imsl.ie
ISRAEL	TNS Teleseker	Stacey Morris	stacey@teleseker.co.il
ITALY	DOXA	Cristiana Valenti	Cristiana.valenti@doxa.it
JAPAN	NRC	Kenji Iijima	kenji.iijima@jp.tnsofres.com
KOREA	Gallup Korea	I K Kang J.J.Heo	ikkang@gallup.co.kr ijheo@gallup.co.kr
LUXEMBOURG	TNS ILReS.	Louis Mevis	Louis.Mevis@ilres.com
MACEDONIA	BRIMA	Elida Medarovska	brimask@unet.com.mk
MALAYSIA	TNS Malaysia	Christine Yeo	Christine.yeo@my.tnsofres.com
NETHERLANDS	NIPO BV	Wiene Klasema	w.Klasema@nipo.nl
NIGERIA	RMS	Shola Fatodu	sholafatodu@rms-africa.com
NORWAY	TNS Norsk Gallup	Ole Fredrik Ugland	Olefredrik.ugland@gallup.no
PAKISTAN	Gallup Pakistan	Ijaz Gilani	isb@gallup.com.pk
PANAMA *	Sigma Dos Internacional	Rosa Doncel	rosad@sigmados.com
PERU	DATUM Internacional	Urpi Torrado Hudson	urpi@datum.com.pe
POLAND	MARECO Polska	Marcin Augustyniak	marcin@mareco.pl
PORTUGAL	TNS Euroteste	José Vidal de Oliveira	euroteste@jp.pt
ROMANIA	CSOP	Andrei Musetescu	andrei.musetescu@csop.ro
RUSSIA	ROMIR	Elena Bashkirova	romir@romir.ru
SOUTH AFRICA	MARKINOR	Mari Harris	marih@markinor.co.za
SPAIN	Sigma Dos Internacional	Rosa Doncel	rosad@sigmados.com
SWEDEN	Gallup Sweden	Peter Gotenstedt	Peter.gotenstedt@gallup.se
SWITZERLAND	ISOPUBLIC	Matthias Kappeler	Matthias.Kappeler@isopublic.ch
TURKEY	TNS PIAR	Gulen Atakbek Guigaz	gulen.atakbek@piar.tnsofres.com
UK	Taylor Nelson Sofres	Katherine Davis	Katharine.Davis@tnsofres.com
USA *	Léger Marketing	Anne-Marie Marois	ammarois@legermarketing.com
YUGOSLAVIA	Medium Index	Srbobran Brankovic	medium@eunet.yu

* not currently a Member of Gallup International but a partner with whom we work closely.